



**Southeastern Synod**  
**Evangelical Lutheran Church in America**  
God's work. Our hands.

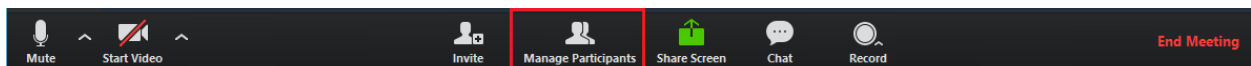
## Zoom – Muting All Participants

As you convene worship via Zoom, please note that when you are signed in as the host, you can mute all of the participants. They can unmute themselves at any point during the conversation.

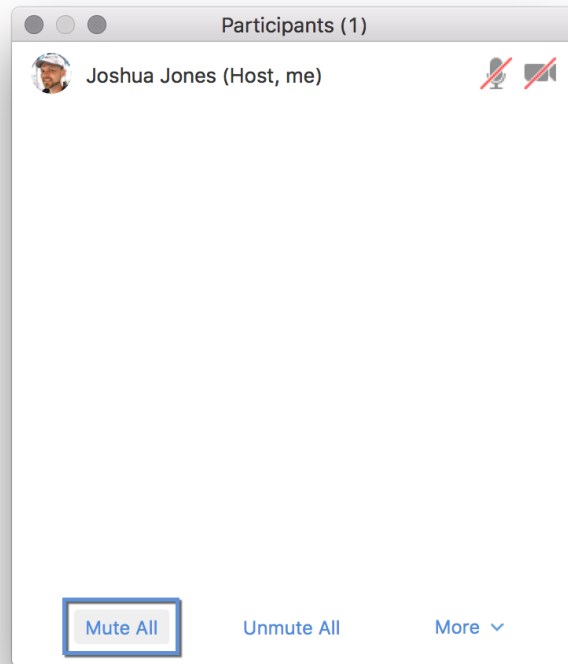
Here is how to MUTE everyone for times when the noise gets distracting.

You can mute all participants that are already in the meeting as well as new participants joining the meeting.

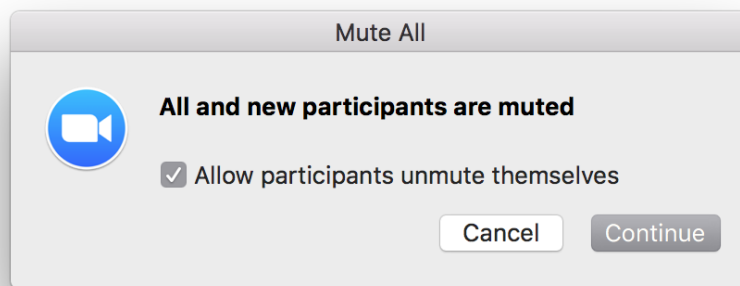
### 1. Select Manage Participants



2. Select Mute All.



3. You will be prompted to Allow participants to unmute themselves. Clicking Continue will mute all current and new participants.



*Pictures and content from:*

<https://support.zoom.us/hc/en-us/articles/203435537-Mute-All-And-Unmute-All>